

vorhandener Schornsteinkopf


L: mm

B: mm

sonstiges


bitte ankreuzen

Meidinger Scheibe




Edelstahl

Schornsteinhaube



Edelstahl


Hollandhaube




Edelstahl



Kupfer



Kupfer



Kupfer